

# The Swedish Police Authority's Code of Statutes

ISSN 2002–0139

Publisher: Gunilla Hedwall



## The Swedish Police Authority's Regulations on Equipment for Security Officers;

adopted on .

By virtue of Section 20 of the Ordinance (2023:422) on Security Officers, the Swedish Police Authority hereby lays down<sup>1</sup> the following.

**PMFS 2025:XX**  
**FAP XXX-X**

Published  
on

### Chapter 1 Introductory provisions

**Section 1.** These regulations contain provisions on equipment for security officers appointed in accordance with the Act (2023:421) on Security Officers.

**Section 2.** Equipment for security officers must be used or worn in accordance with these regulations. Further provisions on the use or carrying of equipment for security officers can be found in the Swedish Police Authority's Regulations and General Guidelines (PMFS 2025:XX) on Security Officers.

### Chapter 2. Uniforms for security officers

#### About uniforms in general

**Section 1.** A security officer may only wear a uniform in accordance with the provisions laid out in this Chapter.

In environments or situations where other provisions concerning protective equipment apply, the use of such protective equipment must take precedence over the provisions in this Regulation. The same must apply if another authority decides on recommendations concerning protective equipment.

**Section 2.** Uniform comprises uniform garments and service insignia.

<sup>1</sup> See Directive (EU) 2015/1535 of the European Parliament and of the Council of 9 September 2015 laying down a procedure for the provision of information in the field of technical regulations and of rules on Information Society services.

**Section 3.** Uniform must be worn in such a way as to instil confidence and otherwise be compatible with the duties of a security officer.

**Section 4.** Head-wear, when no safety helmet is in use, must always be worn during

1. outdoor service,
2. sporting events and
3. surveillance on public transport.

**Section 5.** Uniform garments must be made from materials that are suitable and conventional for use in uniforms.

**Section 6.** Colours referred to in this Chapter correspond to the following colour codes in accordance with the Natural Colour System (NCS):

1. 'Blue' refers to NCS1 7015-R90B or an equivalent colour in accordance with another standard.
2. 'Light blue' refers to NCS 2142-R83B or an equivalent colour in accordance with another standard.
3. 'Medium blue' refers to NCS S 3560-R80B or an equivalent colour in accordance with another standard.
4. 'Yellow', when used in role designations, sleeve badges and the square cord on side caps, refers to NCS S 1060-Y10R or an equivalent colour in accordance with another standard.

For black, no code is specified.

**Section 7.** Colour deviation from the specified NCS colour code laid out in Section 6 must not exceed 1.5  $\Delta/E$  CMC (2:1).

For the measurement of colour, the following measurement conditions must apply.





1. Measurement geometry must use diffuse illumination, including gloss component (di:8°).
2. The measured values are evaluated according to the CIE (publ. 15.2004).
3. CIE standard daylight (D65) and CIE 10-degree standard observer must be used.
4.  $\Delta/ECMC(2:1)$  values are calculated in accordance with British Standard, BS 6923:1988.


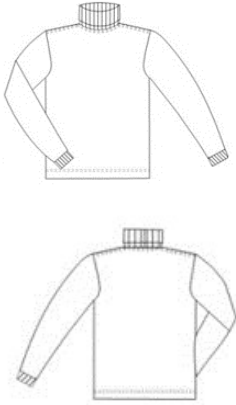
## Uniform garments

**Section 8.** The tables below show which uniform garments are included in uniforms for security officers and how they must be, or may be, worn.


### Shirts


<i>Uniform garment</i>	<i>Design requirements</i>	<i>Requirements for wear</i>
Polo shirt (diagrams)	Polo shirts should <ol style="list-style-type: none"><li>1. be blue;</li></ol>	Polo shirts should be worn tucked into a waistband.

 	<ol style="list-style-type: none"> <li>be of knit fabric quality with a knit collar;</li> <li>have blue buttons;</li> <li>have permanently attached sleeve badges on both sleeves;</li> <li>have a name badge holder on the right side of the chest,</li> <li>have a role designation on the chest, and</li> <li>a role designation on the back.</li> </ol> <p>Polo shirts may have long or short sleeves.</p>	<p>Polo shirts may be worn during all duties, but not together with a suit jacket.</p>
<p>Long-sleeved sweater (diagrams)</p>  	<p>Long-sleeved sweaters should</p> <ol style="list-style-type: none"> <li>be blue;</li> <li>be flat-knit with woven fabric reinforcements at the shoulders and elbows;</li> <li>have long sleeves;</li> <li>have permanently attached sleeve badges on both sleeves;</li> <li>have a name badge holder on the right side of the chest,</li> <li>have a role designation on the chest, and</li> <li>a role designation on the back.</li> </ol> <p>The positioning of pockets must not interfere with the positioning of role designations.</p> <p>Long-sleeved sweaters may have</p> <ol style="list-style-type: none"> <li>a semi polo-neck, round neck or V-neck;</li> <li>a zip, or</li> </ol>	<p>Long-sleeved sweaters should be worn on the outside of the waistband.</p> <p>Long-sleeved sweaters may be worn during all duties, but not together with a suit jacket.</p>

	3. blue buttons.	
<p>T-shirt (diagram)</p> 	<p>T-shirts must be blue.</p> <p>T-shirts may</p> <ol style="list-style-type: none"> <li>1. have long or short sleeves, and</li> <li>2. have a round neck or V-neck.</li> </ol>	<p>T-shirts should be worn tucked into a trouser or skirt waistband.</p> <p>T-shirts may be worn during all duties, but not as an</p> <ol style="list-style-type: none"> <li>1. outer garment;</li> <li>2. as the sole garment under a suit jacket; or</li> <li>3. as part of a visible combination with a short-sleeved shirt or short-sleeved polo shirt.</li> </ol>
<p>Roll-neck sweater (diagrams)</p> 	<p>Roll-neck sweaters must</p> <ol style="list-style-type: none"> <li>1. be blue;</li> <li>2. be flat-knitted;</li> <li>3. have long sleeves, and</li> <li>4. have a double-folded collar.</li> </ol> <p>Roll-neck sweaters may have a zip.</p>	<p>Roll-neck sweaters should be worn tucked into a trouser or skirt waistband.</p> <p>Roll-neck sweaters may be worn during all duties, but not</p> <ol style="list-style-type: none"> <li>1. as an outer garment;</li> <li>2. as the sole garment under a suit jacket; or</li> <li>3. as part of a visible combination with a short-sleeved shirt or short-sleeved polo shirt.</li> </ol>

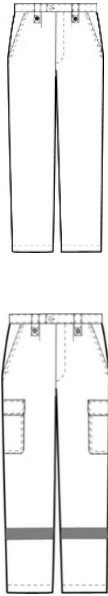
## Shirts

<i>Uniform garments and accessories</i>	<i>Design requirements</i>	<i>Requirements for wear</i>
<p>Blue shirt (diagram)</p> 	<p>Blue shirts should have</p> <ol style="list-style-type: none"> <li>1. blue buttons;</li> <li>2. long sleeves;</li> <li>3. strap that secures folded sleeves,</li> <li>4. permanently attached sleeve badges on both sleeves,</li> <li>5. name badge holder on the right side of the chest,</li> <li>6. role designation on the chest, and</li> </ol>	<p>Blue shirts may be worn during all duties, but not together with:</p> <ol style="list-style-type: none"> <li>1. a tie;</li> <li>2. suit jacket;</li> <li>3. suit trousers;</li> <li>4. skirt;</li> <li>5. polo shirt, or</li> <li>6. long-sleeved sweater.</li> </ol> <p>Shirts should be worn tucked into a waistband.</p> <p>Sleeves may be folded up with a strap fastened over</p>

	<p>7. role designation on the back.</p> <p>The positioning of pockets must not interfere with the positioning of role designations.</p>	the fold.
<p>Light blue shirt (diagrams)</p> 	<p>Light blue shirts should have</p> <ol style="list-style-type: none"> <li>1. light blue buttons at the front,</li> <li>2. gold-coloured buttons without logo on pocket flaps and cuffs,</li> <li>3. permanently attached sleeve badges on both sleeves,</li> <li>4. name badge holder on the right side of the chest,</li> <li>5. role designation on the chest, and</li> <li>6. role designation on the back.</li> </ol> <p>The positioning of pockets must not interfere with the positioning of role designations.</p> <p>Light blue shirts may have long or short sleeves.</p>	<p>Light blue shirts may be worn during all duties.</p> <p>Light blue shirts should be worn tucked into a trouser or skirt waistband.</p> <p>Light blue shirts with long sleeves must be worn together with a tie.</p> <p>The sleeves of light blue shirts must not be folded up.</p> <p>Light blue shirts with short sleeves may be worn without a tie and with the top button open, but not if the shirt is worn together with a suit jacket.</p>
Tie	<p>Ties must be</p> <ol style="list-style-type: none"> <li>1. blue; and</li> <li>2. provided with a safety solution to reduce the risk of strangulation.</li> </ol>	<p>A tie must be worn in combination with a light blue shirt with long sleeves.</p> <p>A tie may be worn in combination with a light blue shirt with short sleeves.</p>
Tie clip	<p>Tie clips must be gold-coloured.</p> <p>Tie clips may be decorated with</p> <ol style="list-style-type: none"> <li>1. small national coat of arms (max. 60 by 10 mm), or</li> </ol>	A tie clip may be worn in combination with the tie.

	2. logo of the employment company (max. 60 by 10 mm).	
--	---	--

### Trousers

<i>Uniform garments and accessories</i>	<i>Design requirements</i>	<i>Requirements for wear</i>
Trousers (schematic diagrams) 	Trousers must be <ol style="list-style-type: none"> <li>1. blue; and</li> <li>2. of a straight-cut design.</li> </ol> Trousers may be fitted with <ol style="list-style-type: none"> <li>1. belt loops;</li> <li>2. thigh pockets;</li> <li>3. drawstrings at the bottom hems, and</li> <li>4. 50 mm wide reflective strips placed 200 mm from the bottom hems.</li> </ol>	Trousers may be worn during all duties.
Equipment belt	Equipment belts must be black with black carrying devices.	Equipment belts may be worn during all duties.  Equipment belts must be worn at the waist.


### Suit

<i>Uniform garments and accessories</i>	<i>Design requirements</i>	<i>Requirements for wear</i>
Suit jacket	Suit jackets should <ol style="list-style-type: none"> <li>1. be blue;</li> <li>2. have blue buttons;</li> <li>3. have permanently attached sleeve badges on both sleeves;</li> <li>4. have a suit badge permanently affixed;</li> <li>5. have a name badge holder on the right side of the chest, and</li> </ol>	Suit jackets must be worn together with <ol style="list-style-type: none"> <li>1. a light blue shirt, and</li> <li>2. suit trousers or a skirt.</li> </ol> Suit jackets may be worn during all duties.

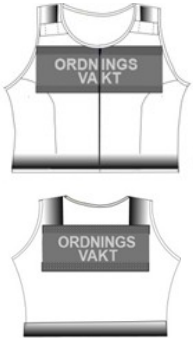
	<p>6. have a role designation on the chest.</p> <p>The positioning of pockets must not interfere with the positioning of role designations.</p> <p>Suit jackets may have a role designation on the back.</p>	
Suit waistcoat	<p>Suit waistcoats must</p> <ol style="list-style-type: none"> <li>1. be blue;</li> <li>2. have blue buttons;</li> <li>3. be of the same material as the suit jacket;</li> <li>4. have a suit badge permanently affixed;</li> <li>5. have a name badge holder on the right side of the chest, and</li> <li>6. have a role designation on the chest.</li> </ol> <p>The positioning of pockets must not interfere with the positioning of role designations.</p> <p>Suit waistcoats may have a role designation on the back.</p>	<p>Suit waistcoats must be worn together with</p> <ol style="list-style-type: none"> <li>1. a light blue shirt, and</li> <li>2. suit trousers or a skirt.</li> </ol> <p>Suit waistcoats may</p> <ol style="list-style-type: none"> <li>1. be worn as an outer garment,</li> <li>2. be combined with a tie; and</li> <li>3. be worn during all duties.</li> </ol>
Skirt	<p>Skirts must</p> <ol style="list-style-type: none"> <li>1. be blue;</li> <li>2. be of the same material as the suit jacket;</li> <li>3. be of a straight-cut design; and</li> <li>4. cover the knees.</li> </ol> <p>Skirts may be fitted with pockets and belt loops in any arrangement.</p>	<p>Skirts must be worn together with</p> <ol style="list-style-type: none"> <li>1. a light blue shirt, and</li> <li>2. skin-coloured or black tights.</li> </ol> <p>Skirts may be worn during all duties.</p>
Suit trousers	<p>Suit trousers must be:</p> <ol style="list-style-type: none"> <li>1. blue;</li> <li>2. of straight-cut design; and</li> </ol>	<p>Suit trousers must be worn together with a light blue shirt.</p>

	<p>3. of the same material as the suit jacket.</p> <p>Suit trousers may be fitted with pockets and belt loops in any arrangement.</p>	Suit trousers may be worn during all duties.
Belt	Belts must be black.	Belts may be worn during all duties.



### Outerwear


<i>Uniform garment</i>	<i>Design requirements</i>	<i>Requirements for wear</i>
<p>Jacket (diagrams)</p> 	<p>Jackets should</p> <ol style="list-style-type: none"> <li>1. be blue;</li> <li>2. be no shorter than hip length;</li> <li>3. not extend beyond the lower edge of the knee;</li> <li>4. have permanently attached sleeve badges on both sleeves;</li> <li>5. have a name badge holder on the right side of the chest,</li> <li>6. have a role designation on the chest, and</li> <li>7. a role designation on the back.</li> </ol> <p>The positioning of pockets must not interfere with the positioning of role designations.</p> <p>Jackets may</p> <ol style="list-style-type: none"> <li>1. be fitted with 50 mm wide reflective strips placed 50 mm from the lower edge of the sleeves and the torso;</li> <li>2. have a collar of any style;</li> <li>3. have a hood that may be removable; and</li> <li>4. have removable sleeves.</li> </ol>	<p>Jackets may be worn during all duties.</p> <p>Jackets with detachable sleeves worn without the sleeves</p> <ol style="list-style-type: none"> <li>1. must not be worn together with a suit jacket; and</li> <li>2. must be worn over prescribed items of uniform that bear sleeve badges.</li> </ol>



<p>Short uniform vest (diagrams)</p> 	<p>Short uniform vests must</p> <ol style="list-style-type: none"> <li>1. be fluorescent yellow;</li> <li>2. bear the text 'ORDNINGSVAKT' (security officer) printed in reflective material on a blue background on the front and back of the garment; and</li> <li>3. have a name badge holder on the right side of the chest.</li> </ol>	<p>Short uniform vests may be worn during all duties.</p>
<p>Scarf</p>	<p>Scarves must be blue.</p>	<p>Scarves may be worn during all duties.</p>
<p>Gloves</p>	<p>Gloves must be black.</p> <p>Gloves may</p> <ol style="list-style-type: none"> <li>1. have additional protection against punctures and cuts; and</li> <li>2. must not be reinforced over the knuckles.</li> </ol>	<p>Gloves may be worn during all duties.</p>

### Head-wear

<i>Uniform garment</i>	<i>Design requirements</i>	<i>Requirements for wear</i>
<p>Cap (diagrams)</p> 	<p>Caps must be</p> <ol style="list-style-type: none"> <li>1. blue; and</li> <li>2. fitted with a badge.</li> </ol> <p>Caps may be lined.</p>	<p>Caps may be worn during all duties.</p>
<p>Hat (diagram)</p> 	<p>Hats must be</p> <ol style="list-style-type: none"> <li>1. blue;</li> <li>2. of knitted mate-</li> </ol>	<p>A hat may be worn during all duties.</p>



	<ul style="list-style-type: none"> <li>3. rial; and fitted with a badge</li> </ul>	
Side cap (diagram)	Side caps must be <ul style="list-style-type: none"> <li>1. blue;</li> <li>2. fitted with a badge; and</li> <li>3. with yellow square cord.</li> </ul>	Side caps may be worn during all duties.

### Footwear

<i>Uniform garment</i>	<i>Design requirements</i>	<i>Requirements for wear</i>
Socks	Socks must <ul style="list-style-type: none"> <li>1. be of a single colour</li> <li>2. be black or blue, and</li> <li>3. cover the ankles.</li> </ul>	Socks may be worn during all duties.
Shoes	Shoes must <ul style="list-style-type: none"> <li>1. be black;</li> <li>2. have black shoelaces and</li> <li>3. have a maximum heel height of 5 cm.</li> </ul>	Shoes may be worn during all duties.
Boots	Boots must <ul style="list-style-type: none"> <li>1. be black;</li> <li>2. have a maximum heel height of 5 cm, and</li> <li>3. be no higher than the lower edge of the knee.</li> </ul>	Boots may be worn during all duties.  Trousers legs must not be tucked into boots.
Lace-up boots	Lace-up boots must <ul style="list-style-type: none"> <li>1. be black; and</li> <li>2. have black shoelaces.</li> </ul>	Lace-up boots may be worn during all duties, but not together with a suit.  Trousers legs must not be tucked into lace-up boots.
Rubber boots	Rubber boots must be black.	Rubber boots may be worn during all duties, but not together with a suit.

### High visibility garments



**Section 9.** The table below shows how high visibility garments designed to meet the requirements for personal protective equipment in accordance with the Standard EN ISO 20471 must also be designed if they are to be permitted as uniform garments for security officers.



<i>Uniform garment</i>	<i>Design requirements</i>	<i>Requirements for wear</i>
<p>High-visibility jacket (diagrams)</p> 	<p>High-visibility jackets must</p> <ol style="list-style-type: none"> <li>1. be fluorescent yellow; and</li> <li>2. bear the text 'ORDNINGSVAKT', printed in reflective material on a blue background on the front and back of the garment,</li> <li>3. have permanently fitted sleeve badges; and</li> <li>4. have a name badge holder on the right side of the chest.</li> </ol>	<p>High-visibility jackets may be worn during all duties.</p>
<p>Long high-visibility vest (diagrams)</p> 	<p>Long high-visibility vests must</p> <ol style="list-style-type: none"> <li>1. be fluorescent yellow;</li> <li>2. bear the text 'ORDNINGSVAKT', printed in reflective material on a blue background on the front and back, and</li> <li>3. have a name badge holder on the right side of the chest.</li> </ol>	<p>Long high-visibility vests may be worn during all duties.</p>


## Service insignia

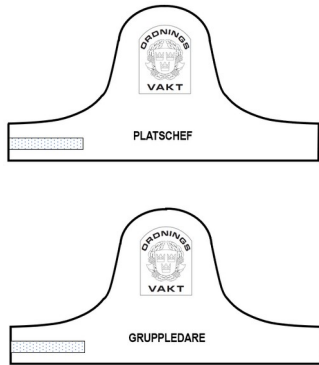
**Section 10.** The table below shows which service insignia are included in the uniform for security officers and how they must be, or may be, worn.

“Security companies” refers to authorised security companies in accordance with Section 1 of the Act (1974:191) on Private Security Companies.

<i>Service insignia</i>	<i>Design requirements</i>	<i>Requirements for wear</i>
Role designation on the chest  	Role designation on the chest must <ol style="list-style-type: none"> <li>1. be of embroidered textile;</li> <li>2. be 110 mm in width;</li> <li>3. be 33 mm in height;</li> <li>4. have a black background, and</li> <li>5. have the text ‘ORD-NINGSVAKT’ in yellow in bold style Arial Narrow font.</li> </ol>	The role designation on the chest must be permanently attached to the left side of the garment.  No other role designations may be combined with the role designation on the chest.
Role designation on the back  	The role designation on the back must <ol style="list-style-type: none"> <li>1. have the text ‘ORD-NINGSVAKT’ in bold style Arial Narrow font,</li> <li>2. have an outer dimension of 340 by 130 mm with a maximum deviation of 20 by 10 mm; and</li> <li>3. be reflective.</li> </ol>	The role designation on the back must be placed in a clearly visible position, be centred and located at the widest point of the back.  A role designation on the back must be present on <ol style="list-style-type: none"> <li>1. polo shirts,</li> <li>2. shirts and</li> <li>3. jackets.</li> </ol> A role designation on the back may be present on <ol style="list-style-type: none"> <li>1. sweaters,</li> <li>2. suit jackets and</li> <li>3. waistcoats.</li> </ol>
Sleeve badge	Sleeve badges must <ol style="list-style-type: none"> <li>1. be of embroidered textile;</li> <li>2. be rectangular with a curved upper edge,</li> <li>3. be 85 mm wide;</li> </ol>	Arm badges must be <ol style="list-style-type: none"> <li>1. permanently attached to both sleeves of the garment;</li> <li>2. centred on each sleeve, and</li> </ol>

	<ol style="list-style-type: none"> <li>4. be 110 mm high;</li> <li>5. have a black background;</li> <li>6. have the small national coat of arms on a medium blue shield, placed over two intersecting fasces resting on oak leaves, and</li> <li>7. bear the text 'ORDNINGS' above and the text 'VAKT' below, in yellow bold style Arial Narrow font, under the shield.</li> </ol>	<ol style="list-style-type: none"> <li>3. placed 50 mm below the shoulder seam.</li> </ol>
<p>Cap badge</p> 	<p>Cap badges must</p> <ol style="list-style-type: none"> <li>1. be of embroidered textile;</li> <li>2. be rectangular with a curved upper edge,</li> <li>3. be 40 mm wide;</li> <li>4. be 55 mm high;</li> <li>5. have a black background;</li> <li>6. have the small national coat of arms on a medium blue shield, placed over two intersecting fasces resting on oak leaves, and</li> <li>7. bear the text 'ORDNINGS' above and the text 'VAKT' below, in yellow bold style Arial Narrow font, under the shield.</li> </ol>	<p>Hat badges must be permanently attached, centred at the front on caps, hats or side caps.</p>
<p>Suit badges</p>	<p>Suit badges must</p> <ol style="list-style-type: none"> <li>1. be of embroidered textile;</li> <li>2. be round,</li> <li>3. be 60 mm in diameter,</li> </ol>	<p>Suit badges must</p> <ol style="list-style-type: none"> <li>1. be permanently attached to suits and waistcoats;</li> <li>2. positioned with</li> </ol>

	<ol style="list-style-type: none"> <li>4. have a black background, and</li> <li>5. have the small national coat of arms on medium blue shield laid over two crossing fasces resting on oak leaves.</li> </ol>	<ol style="list-style-type: none"> <li>3. the upper edge 10 mm directly below the role designation on the chest; and centred in relation to the role designation.</li> </ol>
Company badge	<p>Company badges must</p> <ol style="list-style-type: none"> <li>1. be no more than 90 mm in width;</li> <li>2. be no more than 45 mm in height, and</li> <li>3. indicate the company with which the security officer is employed.</li> </ol>	<p>Security officers employed by security companies must wear a company badge.</p> <p>Security officers employed by a company other than a security company or working on behalf of a security company may wear a company badge.</p> <p>Company badges must be affixed</p> <ol style="list-style-type: none"> <li>1. to garments with sleeve badges,</li> <li>2. on both sleeves, and</li> <li>3. 10 mm below the sleeve badge.</li> </ol>
Assignment badge	<p>Assignment badges must</p> <ol style="list-style-type: none"> <li>1. be no more than 90 mm in width;</li> <li>2. be no more than 25 mm in height, and</li> <li>3. indicate the entity authorised to make use of the security officer.</li> </ol>	<p>An assignment badge may be worn by a security officer at the request of the authorisation holder or the principal.</p> <p>Assignment badges must be affixed</p> <ol style="list-style-type: none"> <li>1. on both sleeves, and</li> <li>2. 10 mm below the company badge, if present.</li> </ol> <p>If a company badge is not present, the assignment badge must be affixed 10 mm below the sleeve badge.</p>
Name badge (military clip)	<p>Name badges must be</p> <ol style="list-style-type: none"> <li>1. made of metal or</li> </ol>	<p>Name badges may be worn during all duties.</p>

	<p>hard plastic,</p> <ol style="list-style-type: none"> <li>black with yellow text, and</li> <li>have an outer dimension of 80 by 25 mm with a maximum deviation of 5 by 5 mm.</li> </ol> <p>Name badges may only state one or more of the following</p> <ol style="list-style-type: none"> <li>Name</li> <li>Role (site manager or team leader)</li> </ol>	<p>Name badges must be worn in a name badge holder on the right side of the garment's chest.</p>
<p>Brassard (diagram)</p> 	<p>Brassards must</p> <ol style="list-style-type: none"> <li>cover the outside of the shoulder up to the garment's shoulder seam under the brassard, and</li> <li>bear a sleeve badge.</li> </ol> <p>Brassards for site managers must</p> <ol style="list-style-type: none"> <li>be fluorescent green; and</li> <li>bear the text 'PLATSCHEF' (site manager).</li> </ol> <p>Brassards for team leaders must</p> <ol style="list-style-type: none"> <li>be fluorescent red, and</li> <li>bear the text 'GRUPPLEDARE' (team leader).</li> </ol>	<p>Brassards may only be worn where three or more security officers are working together.</p> <p>When a brassard is used, it must be worn</p> <ol style="list-style-type: none"> <li>on the left arm,</li> <li>by the site manager or team leader; and</li> <li>together with a high-visibility jacket, long high-visibility vest or short high-visibility vest.</li> </ol>

## Chapter 3. Assistive devices for the use of force

### Batons for security officers

**Section 1.** Security officers may only use batons that meet the requirements laid out in Section 2.

**Section 2.** Batons must

- be of the expandable type;

2. be composed of stainless steel;
3. not allow for lateral whip action in any part;
4. be no shorter than 40 cm and no longer than 66 cm when extended;
5. be black;
6. have a non-slip handle surface composed of rubber or similar material,
7. have a handle that is fixed in such a way that it cannot slide or become detached without the use of tools;
8. be designed to maintain its position, both when retracted and when extended, and
9. meet the durability requirements laid out in Chapter 3 Technische Richtlinie Einsatzstöcke, Kurtz und lang 4/2006, or equivalent requirements.

**Section 3** Batons must be carried in a baton holster attached to the equipment belt or other belt at the waist.

**Section 4** Baton holsters must

1. be composed of a hard synthetic material; and
2. must not have any flap, cover or other locking device over the end of the baton.

## **Handcuffs for security officers**

**Section 5.** Security officers may only use handcuffs that meet the requirements laid out in Section 6.

However, under the direction of or in cooperation with the police, security officers may use other types of handcuffs if these are provided by the police as part of a special operation.

**Section 6.** Handcuffs must:

1. be composed of metal;
2. be steel coloured; and
3. meet the requirements laid out in Chapters 4 and 5 of NIJ Standard 0307.01 or equivalent requirements.

## **Chapter 4. Other equipment**

### **Safety helmets for security officers**

**Section 1.** Safety helmets for security officers must be

1. blue;
2. of the type assigned by the Police Authority to police officers; and
3. marked with a unique identification number so that the security officer wearing the helmet can be identified.



## **Chapter 5. Vehicles for the transportation of persons taken into custody**

**Section 1.** Transport of persons who have been taken into custody by security officers in accordance with the Act (1976: 511) on the Taking into Custody of Intoxicated Persons etc. or the Police Act (1984: 387) shall be carried out by means of a passenger car (transport vehicle) that meets the requirements laid out in this Chapter. For the purposes of these regulations, a passenger car refers to a class I passenger car according to Section 2 of the Road Traffic Definitions Act (2001:559).

**Section 2.** The transport vehicle must comply with the requirements of Section 30 of the Exhaust Emission Controls Act (2011:318) for emission class Euro 6 and safety class 5 according to the Euro NCAP system.

**Section 3.** The transport vehicle must bear external markings. The following information must be included in the markings.

1. The name or logo of the company or organisation with which the security officers responsible for the transportation are employed;
2. The word 'ordningsvakt',

In addition to the markings referred to in the first sub-paragraph, transport vehicles may be marked with a name or logo that indicates the entity authorised to use security officers. Such marking may not be larger than 15 by 45 cm.

Markings must be legible in daylight from a distance of at least 10 metres and must be positioned on the sides of the transport vehicle.

**Section 4.** The transport vehicle must be equipped with privacy protection.

Privacy protection must

1. consist of permanently fitted sun protection film or tinted windows;
2. have a VLT value of no less than 5 % and no more than 25 %; and
3. be fitted to all windows behind the driver's seat of the vehicle.

**Section 5.** Grab handles in the transport vehicle must not be located in the vicinity of the person being transported.

**Section 6.** The vehicle door closest to the person taken into custody must not be possible to open from the inside.

**Section 7.** Transport vehicles in which a person taken into custody is being transported in the first row of seats behind the driver's seat must be fitted with a kick guard between the front seats.

Kick guards must

1. be permanently mounted to the vehicle chassis and centre console so that the kick guard cannot be moved by force of hand or kicking;

2. be fitted so that the gap between the seat's backrest and the kick guard does not exceed 5 cm when the seat is in the reclined position,
3. be so fitted that the adjustability of the front seats is not impaired;
4. be at least 70 cm high but no higher than the centre line of the neck support;
5. have a metal frame;
6. have soft rounded edges with a radius of at least 3.2 mm, and
7. have a soft plastic, textile or leather cover.

**Section 8.** Transport vehicles must be equipped with a first aid kit.

First aid kits must consist of at least the following:

1. CPR face mask,
2. self-ventilating trauma bandage (chest seal);
3. restrictive bandage of the tourniquet type;
4. haemostatic dressings,
5. sterile dressings;
6. stretch bandage,
7. plasters,
8. scissors,
9. wound cleaning solution;
10. eye wash; and
11. electric blanket.

**Chapter 6 – Exemptions**

**Section 1.** The Police Authority may decide on exemptions from these regulations in special cases.

- 
1. These regulations and general guidelines will enter into force on xxxx.
  2. These regulations repeal xxxx.
  3. Chapter 5 does not apply to transport vehicles which have been approved for transport in accordance with Chapter 9, Section 14, of the Swedish Police Authority's Regulations and General Guidelines (PMFS 2017: 12) on Security Officers.
  4. Overalls that meet the requirements of the Swedish Police Authority's Regulations and General Guidelines (PMFS 2017:12) may be used until the end of 2027.
  5. Any decision on exemption from the Swedish Police Authority's Regulations and General Guidelines (PMFS 2017:12) on Security Officers regarding the wearing of uniforms or other equipment will continue to apply until the expiry date specified in that deci-

sion. Where the exemption decision is not limited in time, it will be valid until the end of 2027.

On behalf of the Swedish Police Authority

PETRA LUNDH

Hanna Dittrich Söderman  
(National Operations Department)